



STEAM Academy is an award-winning public charter school that provides students throughout the Heights communities with a family-like learning environment that places emphasis on Science, Technology, Engineering, Arts, and Math.

The school scores 10% higher than neighboring public and charter schools. STEAM Academy creates a safe and secure learning environment that accelerates achievement without losing sight of student well-being and personal development. In addition to core subjects, students participate in Art, Technology, and Music classes during the school day as well as extracurricular programs. Families are supported with free meals, school supplies, transportation, and on-site counseling services.

### **MISSION STATEMENT**

To allow students to become productive global citizens of the world by providing them with a high-quality education.



**GRADES SERVED**

**Early K - 8**

**AVERAGE DAILY ENROLLMENT**

**215**

**PRINCIPAL**

**Willie Banks**

**REGIONAL VICE PRESIDENT**

**Sherree Dillions**

**SCHOOL YEAR OPENED**

**2013-14**

**MANAGED BY ACCEL SINCE**

**2015-16**

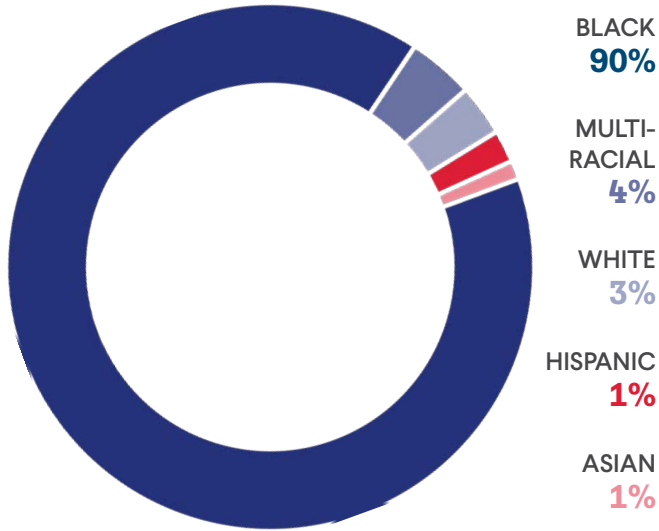
**AUTHORIZER**

**Ohio Council of  
Community Schools**

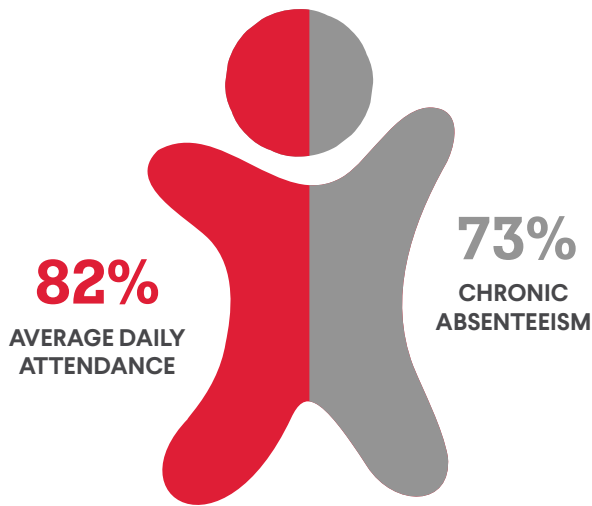
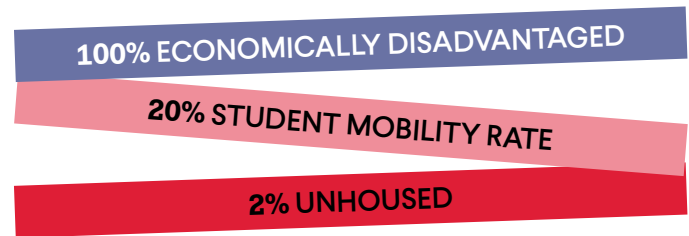
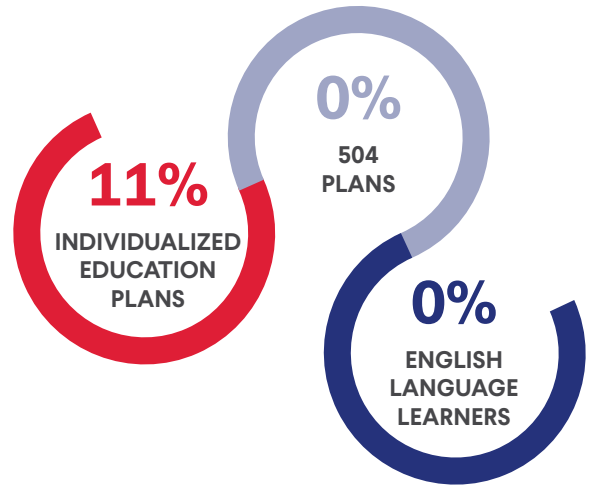


**2021-22**  
**ANNUAL REPORT**

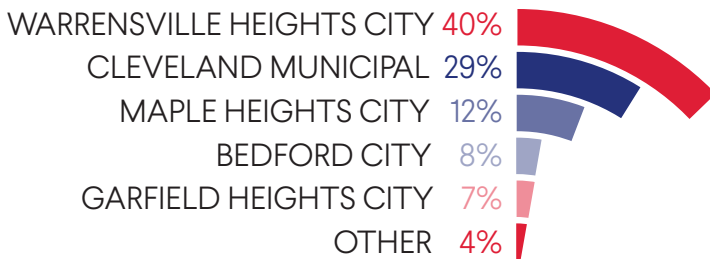
## STUDENT DEMOGRAPHICS



## SPECIAL POPULATIONS



## DISTRICTS OF RESIDENCE



## INSTRUCTIONAL & SUPPORT STAFF



## HIGHLIGHTS

- Rated 5 stars in Progress for significantly exceeding state expectations in student academic growth
- Rated 4 stars in Gap Closing for exceeding state expectations in closing educational gaps
- Recipient of an ACCEL Gold School Award for Academic Excellence, 2022
- Campus Improvements: fresh paint in hallways and classrooms, updated playground, replaced HVAC system
- Provided 1162 instructional hours, 21% more than the Ohio requirement for charter schools
- Achieved budget surplus in Fiscal Year 2022
- Full day Kindergarten & Early K program for students turning five years old before Jan. 1
- 1:1 technology program
- Extracurriculars include robotics, math club, martial arts, Girls on the Run, and intramural basketball & flag football
- Educational field trips and memorable school traditions
- Free breakfast & lunch
- Accredited by Cognia™

## STATE REPORT CARD


PERFORMANCE INDEX SCORE <b>63.8</b>	ACHIEVEMENT COMPONENT <b>★★</b>
PROGRESS COMPONENT <b>★★★★★★</b>	THIRD GRADE READING GUARANTEE <hr/> PROFICIENCY <b>59.1%</b>
GAP CLOSING <b>★★★★★</b>	PROMOTION TO GRADE 4 <b>100%</b>

## ACADEMIC PROGRESS

STEAM Academy is among an exceptional group of schools emerging from the pandemic stronger than before. This year, STEAM Academy increased its Performance Index (PI) score by 26% to 63.8, an 11% increase to its pre-pandemic score of 56.8.

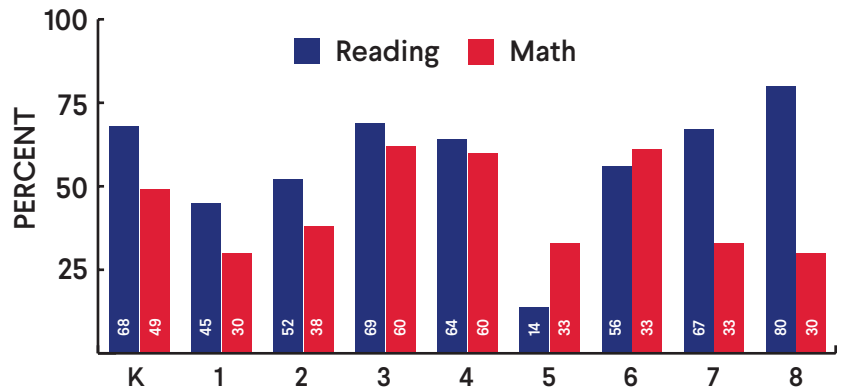
Additionally, all grade levels exceeded the state's student growth expectations in English Language arts and met them in Math earning STEAM Academy a 5-star rating in Progress. 100% of students met the Third Grade Reading requirements for promotion to Grade 4. The school additionally earned a four-star rating for exceeding state standards in closing educational gaps.

### YOY GROWTH IN PERFORMANCE INDEX SCORE



### IN-YEAR GROWTH IN READING & MATH

% Students that Met or Exceeded Target Growth Goals  
*i-Ready Assessment, Fall 2021 to Spring 2022*



### PROGRESS COMPONENT RATINGS BY SUBJECT & GRADE LEVEL

	ELA	Math	Science
4th Grade	Students significantly exceeded state expectations in academic growth	Students met state expectations in academic growth	Value Added data is not available
5th Grade	Students significantly exceeded state expectations in academic growth	Students met state expectations in academic growth	Value Added data is not available
6th Grade	Students significantly exceeded state expectations in academic growth	Students met state expectations in academic growth	Value Added data is not available
7th Grade	Value Added data is not available	Students met state expectations in academic growth	Value Added data is not available
8th Grade	Students met state expectations in academic growth	Students met state expectations in academic growth	Value Added data is not available

- Students significantly exceeded state expectations in academic growth
- Students met state expectations in academic growth
- Value Added data is not available



**Darlene Thaxton**  
SCHOOL BOARD PRESIDENT

**Christopher Delk**

**Edwina Agee**

**Doxie Jelks**

**Belvia Martin**

**Larry Miller**

**Michele Rudolph**



**AUTHORIZED BY**

Ohio Council of Community Schools (OCCS) uses various methods to evaluate the school's performance including published tests and other academic scores such as the Ohio Department of Education Local Report Card and supporting data. OCCS regional representatives visit our partner schools regularly ensuring compliance with federal, state, and contractual requirements. The results of this monitoring for the 2021-2022 school year are published in the 2021-2022 Ohio Council of Community Schools Annual Report, available after November 30 at [www.ohioschools.org](http://www.ohioschools.org).



**FINANCIAL DATA**

State Sources	1,853,393
Federal Sources	1,172,048
Local Sources	9,652
<b>TOTAL REVENUES</b>	<b>\$3,035,093</b>

Salaries & Wages	779,588
Employee Benefits	192,043
Purchased Services	1,281,022
Supplies & Materials	170,803
Capital Outlay	126,130
Other Expenses	27,328
<b>TOTAL EXPENSES</b>	<b>\$2,576,914</b>

*At time of publication, 2022 fiscal year data was not available from the Ohio Auditor of State. For updated information visit: [www.auditor.state.oh.us](http://www.auditor.state.oh.us)*

